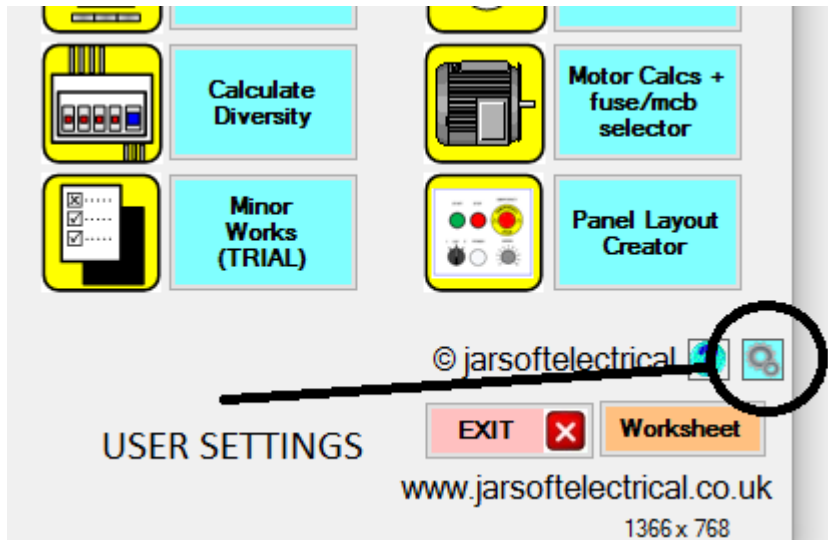
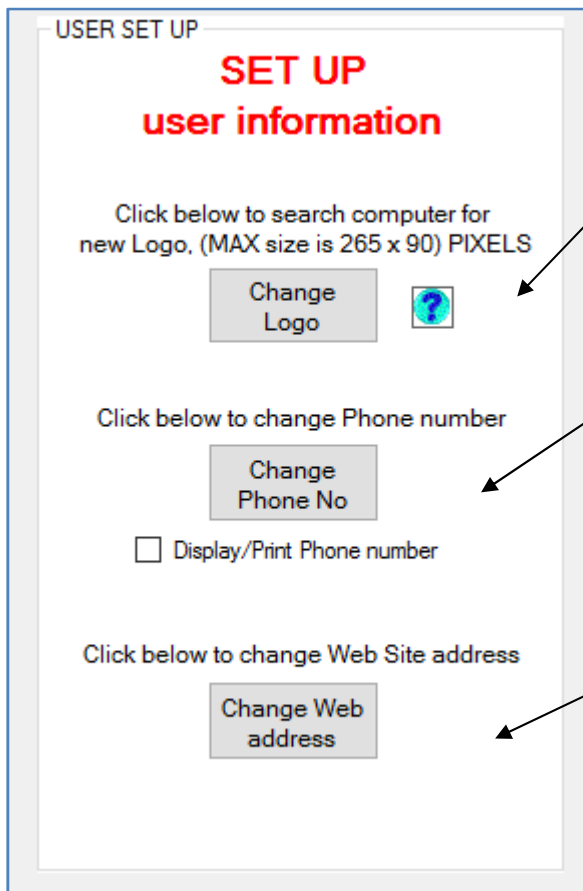


Using your own company Logo on calculation print outs



Use the 'USER SETTINGS' button to open the screen to change the Logo.




Use this button to search your computer for your Logo
Max size is 265 x 90 Pixels


Use this button to enter your Phone number, use the tick box to display the number.


Use this button to enter your website address.

Quick Preview:



www.cable-mate.co.uk
TEL: 0188101881

Use Default LOGO 

Top Margin 

NOTE: WORK IN PROGRESS

Once selected your Logo and entered your website address, a preview will be shown here, just so you can see what it looks like

Use the DEFAULT tick box to show my Logo as a default, or untick to use your Logo

Once completed, press the 'Exit and save' button to make the changes

Use the 'Help' boxes for a reminder.